

BEELINE APIARIES & WOODENWARE



"Our Saw Cuts = Your Price Cuts"

A family business committed to quality and efficiency

2011 Catalog

Dear Beekeeper,

SOS!!!

That normally means "Save Our Ship," but right now, for you and I, it means "Save Our Bees." Rumor has it that the bee situation in general is worsening, not improving. Commercial operators are sustaining heavy losses again this winter and this is having a trickle-down effect on bee availability and pricing.

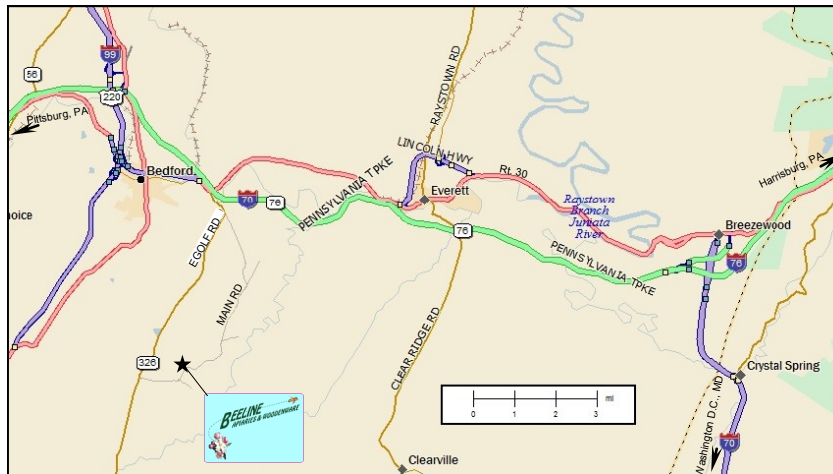
So, give ear, all beekeepers, especially hobbyists and those dealing to hobbyists. It's going to be up to you to keep the bees around. Take the pesticides off the market now and due to long half-life and systemic nature, bees will still be in peril for years to come. It will become harder and harder to keep bees alive through a whole season, and the availability of packages and nucs will become more difficult to maintain. Hobbyists will need to find more ways to sustain their own colony numbers and provide for their fellow hobbyists.

Here at Beeline we are committed to help make the SOS rescue process as painless and effective as possible. We invite you to try our woodenware. Tell others about us. Start a dealership (see pages 30, 31). Give us a call during business hours (8 A.M. to 5 P.M. Monday through Friday, and 8 A.M. to 12 P.M., on Saturday EST) at 814-585-4699 or email us at beeline@abcmailbox.net. You can also see our products and order online at honeybeehabitat.com. And come visit us. The map below and signs along the road should help you find us. We appreciate a call ahead. If you would like to pick up supplies, ordering ahead helps to ensure we have what you want.

Thanks again for your business and we look forward to another year of business with you in the effort to Save Our Bees.

—Jonathan R. Showalter

Where in the World Are We?



From Breezewood (I-70, I-76, or Rt. 30): Take Rt. 30 west 15.4 miles to traffic light for Rt. 326. Turn left. Continue straight with the center yellow line for 5.3 miles to Beeline Apiaries on the right.

From I-99/US 30 Interchange (I-76, I-99, US 220): Take Rt. 30 east 2.5 miles to traffic light for Rt. 326. Turn right. Continue straight with the center yellow line 5.3 miles to Beeline Apiaries on the right.

Beekeeping Tools

Frame Assembly Jig 28
 Hive Tool 28
 Smoker 28

Bees

Packaged Bees 20
 Nucs 20

Books

A Spring Without Bees 29
 Assembly Instructions 29
 First Lessons in Beekeeping 29
 Fruitless Fall 29

Foundation

100% Beeswax 21
 Pierco 21

Hardware

Eyelets and Eyelet Punch 26
 Frame Spacer 26
 Hive Staples 27
 Nails for Assembly 27
 Support Pins 26
 Wire and Spur Embedder 26

Medication and Health

Amino B Booster 23
 Essential Oil Pack 22
 High Fructose 55 Syrup 23
 Honey B Healthy 23
 Mite Away II 22
 Protein Pack 22
 Sugar Patty 22

Protective Clothing

Bee Jacket 25
 Bee Suit 24
 Bee Veil 25
 Gloves 25

Woodenware

Bottom Boards
 Reversible 15
 Screened 14
 Deep Hive Body 10,11
 Double Screen 10
 Economy Nuc 17
 Entrance Reducer 14
 Feeders
 Division Board Feeder 10
 Double Division Board Feeder 10
 Entrance Feeder 9
 Top Feeder 9
 Formic Rims and Spacer 15
 Foundation 21
 Frames 16
 Hive Kit 19
 Inner Covers
 Raised Panel 8
 Flat-sided 8
 Screened 8
 Lids
 Telescoping 7
 Migratory 7
 Medium Super 12
 Mini Mating Nuc
 Single-Compartment Mini-Mating Nuc 18
 Four-Compartment Mini-Mating Nuc 19
 Pollen Trap 18
 Queen Excluder 15
 Shallow Super 13
 Starter Kit 20
 Top Bar Hive 17

*“Honey is the chapter they forgot to write in the book called
 “In Pursuit of Excellence.” Yet its making is a marvelous work of God that
 makes the best factories of man look disorganized, lazy and of very little value.”*

– adapted from Dick Paezke

What's this stuff like?

We'll describe our products as honestly as we can and hope your purchase matches your expectation. Want something we don't offer? Custom projects and modifications will be considered.

How about our frames? We have designed and fabricated state-of-the-art equipment for producing frames. We are now able to offer a fine quality frame for \$.79 low volume price. (See page 16 for description and quantity pricing.) Assembled and waxed frames are also available on a custom order basis.

Rabbets or finger joints—what are the advantages? Our corner joints on 10-frame and 8-frame boxes can be rabbeted or finger joint (also called box joint). We are told that rabbeted corners are easier to assemble and weather better because they do not have as much end grain exposed and no flat surfaces for water to remain. Also, the rabbeted joint allows machine work only on four ends of panels per box as opposed to machine work on eight ends of panels as in the case of a finger joint box. Hence we offer rabbeted joint at a cheaper price.

Finger joint gives stronger construction and the classic beehive appearance. Our finger-joint machine will make exact tight joints every time. You will not be disappointed.

It's your choice. We are prepared to accommodate your needs and interests either way.

Any tips for fastening? We recommend several methods for fastening the rabbeted corners of our boxes. One, staple both ways using 7/16" crown by 1 1/2" leg the one way and 2" leg the other. Two, use nails in the same way. Use 6d coated sinkers the one way and 8d sinkers the other way. Three, use dry wall screws in the same way. About 1 1/2" the one way and 2" the other. And four, predrill and use galvanized deck screws of reasonable length one or both ways. Of course, gluing will always enhance any of these methods.

Our finger joints are not predrilled. With white

pine, splitting does not seem to be a problem and nailing or screwing can be done successfully without predrilling.

What if we assemble? We will be glad to put your equipment together. We use jigs and methods that ensure a square and correct finished product. We use 7/16" crown coated staples with lengths of 2" and 1 1/2" for the boxes. If gluing is desired, add \$.80 per box; however, in most cases, the end grain of one piece would be glued to the cross grain of the other piece making a very weak glue joint at best.

Keep in mind that assembly adds considerable bulk to a job and adds complications to shipping. We are willing to ship assembled and painted equipment but there will be extra shipping cost.

Can we paint, too? Absolutely. We will attempt to give you the most economic quality job possible. We are using a good grade of block-out primer and a semi-gloss latex with a 15 year warranty for a second coat. We spray boxes and feeders on the stack which means that the upper and lower surfaces do not get painted. You may paint those surfaces if you want them painted. Lids and bottom boards get complete first coats. Sides and exposed surfaces are given a second coat. Since inner covers are usually not exposed we do not offer painting.

We use white unless otherwise specified. We can do any other color using Wal-Mart's color chips for reference. However we will charge an extra \$25 per color per job for the extra labor required in getting and handling the special color.

We will try to allow plenty of drying time before shipping your painted product but it is impossible to ensure that they will come through with no damage. Latex painted surfaces will stick to each other for quite some time after the pieces have been painted and when it does, it can pull the paint on one of the pieces. We will try to pack to minimize this problem as well as chaffing damage. If

you desire touch up paint we can arrange to send some along.

Because of the greater mess and drying time, we will not use oil base paints.

What about the grades?

You have a choice of three grades. These grades are dictated primarily by wood quality. Milling defects also play a small part in determining the grade.

Select is as near to perfect as we can humanly and practically get it. There will be no knots of consequential size. Splits or milling defects are not allowed at time of milling. Some variation in the width of box panels, especially in the deep hive bodies can occur. This is largely due to unavoidable shrinkage after milling. Handholds may have a little chipping at the end.

For **Commercial** our objective is structural soundness. There will be no holes or potential holes, splits of great significance (short splits are

passed), or milling defects. We attempt to keep knots at least 1 1/2" from nailing areas (ends of box side panels) but can make no guarantees. Knots, sometimes rather large, are allowed within the panel and on the edges as long as they are structurally sound.

We attempt to turn the best face out and pass it by commercial standards. Missing knots on the inside of the edges are permitted as long as half of the thickness of the panel is sound. We try to miss knots when we put in handholds.

Again, there may be some variation in panel width due to post-milling shrinkage.

Budget is everything else that is useful. This grade may contain milling defects and large knots, but we try to keep them out of the nailing areas. The majority will make a very sound and economic piece of equipment.

Since we generate this grade by grading down from better grades, we may have a limited supply.

How can I order and get it to me?

- Place your order by phone (814)-585-4699 or fax (814) 847-9350 using the order form provided, or by email (beeline@abcmailbox.net) Please provide phone, e-mail, and address information.
- We expect a 50% down payment on orders over \$500 payable to Beeline Apiaries. We accept cash, check, or credit card payment.
- After 30 days from invoice date, the bill will be subject to a finance charge of 1.5% per month.
- Orders can be picked up at our facility on appointment or they can be shipped to you.
- We are using FedEx Ground for smaller boxed orders, and for palletized shipments, whichever LTL shipping company offers the best rate to your location.
- We do not use shipping as a way to make money; however, neither do we want to lose money.

We calculate shipping charges as simply and accurately as we can: FedEx's charge plus a charge to cover box, label, and tape cost, fuel surcharges, miscellaneous shipping charges, and labor to do the packing and labeling to ensure that your order will get to you in as small a box as possible and in good condition. Likewise, several fees apply to palletized shipments. We do not bury shipping expense in our product prices. Products are priced for the material, labor, overhead, and profitability that they entail excluding any shipping considerations. Shipping and handling include only what is entailed in shipping. Pallet Fees (ask for our *Pallet Fee Policy*) will be charged for orders that are palletized, including orders that are picked up, for which the customer requests palletizing.

Information

How can I order and get it to me? — cont.

- With the best of efforts in our stock-picking, we can still miss parts. If this occurs, give us a call, and we will take care of the issue according to our return policy. Call if you want more information on this policy.
- Call for quotes on shipping. We don't want you to be surprised by a big shipping bill when the box comes. You may want to check the dealer-ship list on p. 30, 31 to see whether you could drive for your wares.
- On the accompanying price charts, the yellow cells indicate items that we attempt to keep in stock. If your order contains non-stock items we may need to backorder part or all of the order till we can complete non-stock items. If this is the case, allow a minimum of two weeks.
- Large orders may require four weeks or more, especially in peak season.

Can I be a dealer?

We are interested in establishing a number of dealerships across the country. These dealerships can be temporary (one time order for one year) or more permanent (standing yearly dealership status). Each come under the same policy. We strongly

recommend associations, clubs, bee schools, etc. to pool their order for a "dealership" status. A primary objective for a dealership network is to cut shipping costs for the end customer. See p. 30, 31 for a list of our dealers. Call us for more information.

How can I make sense out of these prices?

On the next pages are descriptions, photographs and pricing for 10-frame equipment, 8-frame equipment, and 5-frame nuc equipment. If there is a quality or quantity category that we do not have priced here, call for price if available.

To find the price for the item you want follow these steps.:

- Step 1:** What kind of product do you want? (lid, inner cover, bottom board, etc.) Find that section.
- Step 2:** What frame size do you want? (10-frame, 8-frame, or 5-frame)?
- Step 3:** What grade do you want (select, commercial, or budget)?
- Step 4:** Do you want unassembled, assembled, or painted?
- Step 5:** What quantity do you want?
- Step 6:** Bring all these together to the correct cell for the correct price.

It will also be helpful to know the meaning of the color coding:

- Low volume, unassembled prices are in red, assembled and painted, green; and high volume, blue.
- The yellow cells indicate items that we attempt to keep in stock and should be readily available.
- Plain cells indicate items that we provide at no additional cost but may require more time before we can fill your order.
- Green cells are specialty items. These are not in high demand and require special time and setup to produce. Therefore their price needs to be higher.
- Light red shaded background is 10-frame, light yellow is 8-frame, and light blue is 5-frame.

All prices subject to change without notice.



Telescoping Lid

A 3 inch wide skirt with rabbetted corners makes these lids heavier and harder to blow off. 3/8" plywood with a cover of .019 white aluminum forms a weatherproof top. This aluminum is pre-bent with a 1" drop on the sides and overlapping tabs on the corners to prevent leaking. 8-frame and 5-frame lids will not be bent on one side.

10-Frame	Select			Commercial				Budget		
	CAT #	<25	CAT #	<25	25-49	50-99	100-499	CAT #	<25	25-49
Unassembled	TLUS	14.98	TLU	13.03	12.38	11.73	11.08	TLUB	12.38	11.76
Assembled	TLAS	17.98	TLA	15.64	14.85	14.07	13.29	TLAB	14.98	14.24
Painted	TLPS	21.58	TLP	18.76	17.83	16.89	15.95	TLPB	18.11	17.21

8-Frame	Commercial		
	CAT #	<25	25+
Unassembled	TLU8	12.38	11.76
Assembled	TLA8	14.85	14.11
Painted	TLP8	17.83	16.93

5-Frame (nuc)	Commercial		
	CAT #	<25	25+
Unassembled	TLU5	11.14	10.58
Assembled	TLA5	13.37	12.70
Painted	TLP5	16.04	15.24

Migratory Lid

The main part of this lid is made of tongue-and-groove. The end cleats fasten these together in a 1/4" deep groove with 1 3/4" for a skirt and 1/2" above. Another piece fastens flat-wise to the top. This piece also has a 1/4" thick lip to come out over the skirt pieces. This eliminates the crack that would allow water into the ends of the tongue-and-groove pieces. We recommend using long nails or 2" staples through that 1/4" lip and down through the end to bind it all together so that the skirts do not break off so quickly. Aluminum for the center area is available: \$2.24 unassembled, \$3.36 assembled.

10-Frame	Select			Commercial				Budget		
	CAT #	<25	CAT #	<25	25-49	50-99	100-499	CAT #	<25	25-49
Unassembled	MLUS	9.18	MLU	7.34	6.97	6.61	6.24	MLUB	6.24	5.93
Assembled	MLAS	11.01	MLA	8.81	8.37	7.93	7.49	MLAB	7.71	7.32
Painted	MLPS	13.21	MLP	10.57	10.04	9.51	8.98	MLPB	9.47	9.00



8-Frame	Commercial		
	CAT #	<25	25+
Unassembled	MLU8	11.51	6.62
Assembled	MLA8	13.81	7.95
Painted	MLP8	16.57	9.54



Raised Panel Inner Cover

Standard raised-panel style with about 1/8" recess on the one side and 3/8" on the other side. Corners are tenoned and plywood is 1/4" luann with the standard cutout in the center for a bee escape. Corners are glued when we assemble.



10-Frame	Select		Commercial				Budget			
	CAT #	<25	CAT #	<25	25-49	50-99	100-499	CAT #	<25	25-49
Unassembled	ICUS	6.08	ICU	4.86	4.62	4.37	4.13	ICUB	4.37	4.16
Assembled	ICAS	7.29	ICA	5.83	5.54	5.25	4.96	ICAB	5.35	5.08

8-Frame	Commercial		
	CAT #	<25	25+
Unassembled	ICU8	4.62	4.39
Assembled	ICA8	5.54	5.26

5-Frame (nuc)	Commercial		
	CAT #	<25	25+
Unassembled	ICU5	4.37	3.95
Assembled	ICA5	5.25	4.74

Flat-sided Inner Cover


Heavy duty inner cover with fully-lapped corners and 3/8" plywood. One side is completely flat. The other side has a 3/8" recess. Standard cutout for bee escape in center. Corners are glued when we assemble.



10-Frame	Commercial			Budget		
	CAT #	<25	25-49	CAT #	<25	25-49
Unassembled	ICFSU	6.41	6.09	ICFSUB	5.77	5.48
Assembled	ICFSA	7.69	7.31	ICFSAB	7.05	6.70

Screened Inner Cover

10-Frame	Commercial			
	CAT #	<25	25-49	50-99
Unassembled	SCU	5.30	5.04	4.77
Assembled	SCA	6.36	6.04	5.72



A real tool for moving bees and ventilating. Consists of a 1" frame covered with 1/8" mesh screen. 3/8" strips fastened on the sides of the screen side of the cover provide upper entrance for winter when turned upside down. Though available unassembled, we recommend assembled to ensure maximum strength and satisfaction.

8-Frame	Commercial		
	CAT #	<25	25-49
Unassembled	SCU8	8.31	4.78
Assembled	SCA8	9.97	5.74

5-Frame (nuc)	Commercial		
	CAT #	<25	25-49
Unassembled	SCU5	7.87	4.30
Assembled	SCA5	9.44	5.17

With each compartment holding one gallon, this two compartment feeder sits on top of the hive boxes, just under the inner cover. Bees access the feeding area through an open slot that runs cross-ways in the middle. After syrup is poured into compartments, slow to sink pine slatted floats can be placed on top of the syrup, preventing drowning. Or you can choose screen to cover the center bee slot and allow bees to suck syrup through screen holes. The bottom is recessed 1/8" to minimize rocking on burr comb left on the top bars of the box below it. When we assemble, seams will be caulked to ensure that it is leak-proof. Interior seams will need to be waxed for greater longevity. If we paint, this wax coating on interior seams is also included.


Top Feeder



10-Frame	Select		Commercial				Budget				
	CAT #	<25	CAT #	<25	25-49	50-99	100-499	CAT #	<25	25-49	50-99
Unassembled	TFUS	13.23	TFU	10.58	10.05	9.52	8.99	TFUB	9.52	9.05	8.57
Assembled	TFAS	16.53	TFA	13.23	12.56	11.90	11.24	TFAB	12.17	11.56	10.95
Painted	TFPS	20.66	TFP	16.53	15.70	14.88	14.05	TFPB	15.47	14.70	13.93
Slatted Floats (pair)	Use Commercial		TFSF	2.09	1.99	1.88	1.78		Use Commercial		
Screen	Use Commercial		TFSC	2.68	2.55	2.41	2.28		Use Commercial		



Screen



Slatted Floats

8-Frame	Commercial		
	CAT #	<25	25-49
Unassembled	TFU8	10.05	9.55
Assembled	TFA8	12.56	11.94
Painted	TFP8	15.70	14.92
Slatted Floats (pair)	TFSF8	1.99	1.89
Screen	TFSC8	2.55	2.42

5-Frame (nuc)	Commercial		
	CAT #	<25	25-49
Unassembled	TFU5	9.52	8.59
Assembled	TFA5	11.90	10.74
Painted	TFP5	14.88	13.43
Slatted Floats (pair)	TFSF5	1.88	1.70
Screen	TFSC5	2.41	2.18

Entrance Feeder

This standard entrance feeder comes with a narrow-mouth jar lid and fits in a 3/4 inch hive entrance. Jar not included.



CAT #	<50	50-99	100+
EF	2.79	2.65	2.52

Woodenware

Division Board Feeder

Same width as a frame, this masonite feeder fits comfortably in 5-frame nucs as well as regular hive bodies. It is sealed with caulk and wax, includes a float to avoid drowning, and holds three quart of syrup. Medium and shallow also available.

CAT #	<25	25-49	50-99	100-499	500
DBF	5.95	5.65	5.36	5.06	4.76



Double Division Board Feeder

Turn your hive body into a double nuc. This is the true division board feeder that will completely separate the sides from each other. Like the above feeder it is also masonite, sealed with caulk and wax, and includes floats to avoid drowning. Holds three quart of syrup in each compartment. Medium and shallow also available

CAT #	<25	25-49
DDBF	11.45	10.88

is also masonite, sealed with caulk and wax, and includes floats to avoid drowning. Holds three quart of syrup in each compartment. Medium and shallow also available



Double Screen

Uses the screened inner cover design described on page 8 with the additions of a second screen on the other side, a 3/8" strip on the entire edge of the bottom and a 3/8" strip around 3 edges of the top to allow for an entrance of a top colony. Useful for running a two queen colony and in some splitting methods.



8-Frame	Commercial		
	CAT #	<25	25-49
Unassembled	DSU8	11.91	6.86
Assembled	DSA8	14.89	8.57

10-Frame	Commercial		
	CAT #	<25	25-49
Unassembled	DSU	7.60	7.22
Assembled	DSA	9.50	9.03

5-Frame (nuc)	Commercial		
	CAT #	<25	25-49
Unassembled	DSU5	11.29	6.17
Assembled	DSA5	14.11	7.72

Box Descriptions

Our supers and deeps are all made the same. Each have rabbeted or finger joint corners, 5/8" frame rests, and deep profiled, uppercut handholds that are easy to grip and allow water to run off the bottom. Supers can be purchased in 2 sizes: 5 3/4" (shallow) and 6 5/8" (midwestern or Illinois). Hive Bodies are 9 1/2". 7 5/8 (three quarter) supers are available on special order.



Our finger joints are precision-cut to make a deliberately tight fit. When properly assembled these corners are as rot resistant as finger joints can be. Since rabbeted joint does not take as much time to produce or specialized equipment we offer them for about \$.50 cheaper.





Deep Hive Bodies (9 1/2")

10-Frame Rabbet	Select		Commercial						Budget			
	CAT #	<50	CAT #	<50	50-99	100-499	500-999	1000+	CAT #	<50	50-99	100-499
Unassembled	DRUS	12.05	DRU	9.64	9.16	8.68	8.19	7.71	DRUB	8.19	7.78	7.37
Assembled	DRAS	13.86	DRA	11.09	10.53	9.98	9.42	8.87	DRAB	9.64	9.16	8.68
Painted	DRPS	15.94	DRP	12.75	12.11	11.47	10.84	10.20	DRPB	11.30	10.74	10.17

10-Frame Finger (box)	Select		Commercial						Budget			
	CAT #	<50	CAT #	<50	50-99	100-499	500-999	1000+	CAT #	<50	50-99	100-499
Unassembled	DFUS	12.68	DFU	10.14	9.63	9.13	8.62	8.11	DFUB	8.62	8.19	7.76
Assembled	DFAS	14.58	DFA	11.66	11.08	10.49	9.91	9.33	DFAB	10.14	9.63	9.13
Painted	DFPS	16.76	DFP	13.41	12.74	12.07	11.40	10.73	DFPB	11.89	11.29	10.70

8-Frame Rabbet	Select		Commercial						Budget			
	CAT #	<50	CAT #	<50	50-99	100-499	500-999	1000+	CAT #	<50	50-99	100-499
Unassembled	DRUS8	15.11	DRU8	9.16	8.70	8.24	7.78	7.33	DRUB8	7.78	7.40	7.01
Assembled	DRAS8	17.38	DRA8	10.53	10.01	9.48	8.95	8.43	DRAB8	9.16	8.70	8.24
Painted	DRPS8	19.98	DRP8	12.11	11.51	10.90	10.29	9.69	DRPB8	10.74	10.20	9.66

8-Frame Finger (box)	Select		Commercial						Budget			
	CAT #	<50	CAT #	<50	50-99	100-499	500-999	1000+	CAT #	<50	50-99	100-499
Unassembled	DFUS8	15.89	DFU8	9.63	9.15	8.67	8.19	7.71	DFUB8	8.19	7.78	7.37
Assembled	DFAS8	18.28	DFA8	11.08	10.52	9.97	9.42	8.86	DFAB8	9.63	9.15	8.67
Painted	DFPS8	21.02	DFP8	12.74	12.10	11.47	10.83	10.19	DFPB8	11.29	10.73	10.17

5-Frame (nuc) Rabbet*	Select		Commercial						Budget			
	CAT #	<50	CAT #	<50	50-99	100-499	500-999	1000+	CAT #	<50	50-99	100-499
Unassembled	DRU5S	13.60	DRU5	8.24	7.83	7.42	7.01	6.59	DRU5B	7.01	6.66	6.31
Assembled	DRA5S	15.64	DRA5	9.48	9.00	8.53	8.06	7.58	DRA5B	8.24	7.83	7.42
Painted	DRP5S	17.99	DRP5	10.90	10.36	9.81	9.27	8.72	DRP5B	9.66	9.18	8.70

* 5-frame nuc equipment not available in finger joint.

Woodenware

Medium Super (6 5/8")

Also called Midwestern or Illinois



10-Frame Rabbet	Select		Commercial						Budget			
	CAT #	<50	CAT #	<50	50-99	100-499	500-999	1000+	CAT #	<50	50-99	100-499
Unassembled	MRUS	8.20	MRU	6.56	6.23	5.90	5.58	5.25	MRUB	5.58	5.30	5.02
Assembled	MRAS	9.43	MRA	7.54	7.17	6.79	6.41	6.04	MRAB	6.56	6.23	5.90
Painted	MRPS	10.84	MRP	8.68	8.24	7.81	7.37	6.94	MRPB	7.69	7.31	6.92

10-Frame Finger (box)	Select		Commercial						Budget			
	CAT #	<50	CAT #	<50	50-99	100-499	500-999	1000+	CAT #	<50	50-99	100-499
Unassembled	MFUS	8.83	MFU	7.06	6.71	6.35	6.00	5.65	MFUB	6.00	5.70	5.40
Assembled	MFAS	10.15	MFA	8.12	7.71	7.31	6.90	6.50	MFAB	7.06	6.71	6.35
Painted	MFPS	11.67	MFP	9.34	8.87	8.40	7.94	7.47	MFPB	8.28	7.86	7.45

8-Frame Rabbet	Select		Commercial						Budget			
	CAT #	<50	CAT #	<50	50-99	100-499	500-999	1000+	CAT #	<50	50-99	100-499
Unassembled	MRUS8	10.28	MRU8	6.23	5.92	5.61	5.30	7.42	MRUB8	5.30	5.03	4.77
Assembled	MRAS8	11.83	MRA8	4.99	7.17	6.81	6.45	7.01	MRAB8	6.23	5.92	5.61
Painted	MRPS8	13.60	MRP8	6.09	5.73	8.24	7.83	6.59	MRPB8	7.31	6.94	6.58

8-Frame Finger (box)	Select		Commercial						Budget			
	CAT #	<50	CAT #	<50	50-99	100-499	500-999	1000+	CAT #	<50	50-99	100-499
Unassembled	MFUS8	11.07	MFU8	6.71	6.37	6.04	7.98	6.17	MFUB8	5.70	5.42	5.13
Assembled	MFAS8	12.73	MFA8	5.70	5.37	7.71	7.54	8.87	MFAB8	6.71	6.37	6.04
Painted	MFPS8	14.64	MFP8	7.33	6.94	6.56	7.10	8.43	MFPB8	7.86	7.47	7.08

5-Frame (nuc) Rabbet*	Select		Commercial						Budget			
	CAT #	<50	CAT #	<50	50-99	100-499	500-999	1000+	CAT #	<50	50-99	100-499
Unassembled	MRU5S	9.25	MRU5	5.61	5.33	6.13	5.16	6.68	MRU5B	4.77	4.53	4.29
Assembled	MRA5S	10.64	MRA5	5.05	4.77	5.81	7.42	6.30	MRA5B	5.61	5.33	5.05
Painted	MRP5S	12.24	MRP5	4.49	6.45	5.48	7.05	5.93	MRP5B	6.58	6.25	5.92

Shallow Super (5 11/16")

10-Frame Rabbet	Select		Commercial						Budget			
	CAT #	<50	CAT #	<50	50-99	100-499	500-999	1000+	CAT #	<50	50-99	100-499
Unassembled	SRUS	7.46	SRU	5.97	5.67	5.37	5.49	7.11	SRUB	5.07	4.82	7.00
Assembled	SRAS	8.58	SRA	5.07	4.78	6.87	7.90	6.71	SRAB	4.57	5.97	6.65
Painted	SRPS	9.87	SRP	6.52	6.18	5.84	7.50	6.32	SRPB	5.67	5.37	6.30

10-Frame Finger (box)	Select		Commercial						Budget			
	CAT #	<50	CAT #	<50	50-99	100-499	500-999	1000+	CAT #	<50	50-99	100-499
Unassembled	SFUS	8.09	SFU	6.47	6.15	5.82	5.95	7.70	SFUB	5.50	5.22	4.95
Assembled	SFAS	9.30	SFA	5.50	5.18	7.44	8.56	7.27	SFAB	6.47	6.15	5.82
Painted	SFPS	10.70	SFP	7.07	6.70	6.32	8.13	6.85	SFPB	7.59	7.21	6.83

8-Frame Rabbet	Select		Commercial					
	CAT #	<50	CAT #	<50	50-99	100-499	500-999	1000+
Unassembled	SRUS8	10.76	SRU8	5.67	5.39	4.85	6.41	4.44
Assembled	SRAS8	15.47	SRA8	4.34	3.86	6.52	5.74	7.50
Painted	SRPS8	17.79	SRP8	6.20	5.58	4.99	5.10	7.13

8-Frame Finger (box)	Select		Commercial					
	CAT #	<50	CAT #	<50	50-99	100-499	500-999	1000+
Unassembled	SFUS8	11.66	SFU8	6.15	5.84	5.26	4.70	4.18
Assembled	SFAS8	16.77	SFA8	7.07	123.00	6.04	5.41	4.81
Painted	SFPS8	19.28	SFP8	8.13	7.72	6.95	6.22	5.53

5-Frame (nuc) Rabbet*	Select		Commercial						Budget			
	CAT #	<50	CAT #	<50	50-99	100-499	500-999	1000+	CAT #	<50	50-99	100-499
Unassembled	SRU5S	10.20	SRU5	5.37	4.85	5.58	3.99	5.77	SRU5B	4.57	4.12	3.71
Assembled	SRA5S	11.72	SRA5	4.36	3.90	5.02	7.11	5.16	SRA5B	5.37	4.85	4.36
Painted	SRP5S	13.48	SRP5	3.47	6.18	4.49	6.41	4.59	SRP5B	6.30	5.69	5.12

Entrance Reducer

This 3/4" x 3/4" entrance reducer can be used with our reversible bottom boards and our screened bottom boards. Turned one way gives a 3" long entrance. The other gives a 1" entrance.



10-Frame	CAT #	<25	25-49	50-99	100-499
	ER	1.93	1.83	1.74	1.65

8-Frame	CAT #	<25	25-49	50-99	100-499
	ER8	1.83	1.74	1.65	1.55

Screened Bottom Board

Designed to be versatile, sturdy, and easy to use, this bottom board is stand alone. It needs no other bottom boards or add-ons to function. A 1/8" mesh screen covers the entire floor allowing for greatest ventilation and mite drop possible. 3/8" or 3/4" strips around three sides provide the entrance of your choice. A white vinyl-coated masonite tray slips in the back (or front if you specify) on a track below the screen to monitor mite drop. By using 1 3/8" stock for two interlocking frames we have achieved a very strong, durable construction. We recommend purchasing the assembled units because of the many pieces that make assembly difficult. Unassembled units are available only to the brave. Since it is not necessary to have a mite tray for every bottom board, they must be ordered separately.



10-Frame	Commercial				Budget		
	CAT #	<25	25-49	50-99	100-499	CAT #	<25
Unassembled	SBU	13.24	12.58	11.92	11.25	SBUB	11.92
Assembled	SBA	16.55	15.72	14.90	14.07	SBAB	15.23
Painted	SBP	20.69	19.65	18.62	17.58	SBPB	19.36
Mite Tray	SBT	2.61	2.48	2.35	2.22	Use Commercial	

8-Frame	Commercial		
	CAT #	<25	25-49
Unassembled	SBU8	12.58	11.95
Assembled	SBA8	15.72	14.94
Painted	SBP8	19.65	18.67
Mite Tray	SBT8	2.48	2.36

5-Frame (nuc)	Commercial		
	CAT #	<25	25-49
Unassembled	SBU5	11.92	10.75
Assembled	SBA5	14.90	13.44
Painted	SBP5	18.62	16.80
Mite Tray	SBT5	2.35	2.12

Bottom Board



Standard reversible bottom board made of tongue-and-groove and providing for 3/4" or 3/8" entrances.

10-Frame	Select		Commercial				Budget				
	CAT #	<25	CAT #	<25	25-49	50-99	100-499	CAT #	<25	24-49	50-99
Unassembled	BBUS	10.66	BBU	8.53	8.10	7.68	7.25	BBUB	7.25	6.89	6.53
Assembled	BBAS	12.26	BBA	9.81	9.32	8.83	8.34	BBAB	8.53	8.10	7.68
Painted	BBPS	14.71	BBP	11.77	11.18	10.59	10.01	BBPB	10.49	9.97	9.44

8-Frame	Commercial		
	CAT #	<25	25-49
Unassembled	BBU8	8.10	7.70
Assembled	BBA8	9.32	8.85
Painted	BBP8	11.18	10.62

5-Frame (nuc)	Commercial		
	CAT #	<25	25-49
Unassembled	BBU5	7.29	6.93
Assembled	BBA5	8.39	7.97
Painted	BBP5	10.06	9.56



A metal queen excluder bound with metal on all edges.

Queen Excluder

CAT #	Price
QE	5.90



Designed for using Mite-Away II. These 1 1/2" high rims come with the two 4" long sticks needed to keep the formic pad away from the top bars. Useful for other hive management procedures requiring a spacer between boxes.

Formic Rim and Spacers

10-Frame	Commercial					Budget			
	CAT #	<25	25-49	50-99	100-499	500+	CAT #	<25	25-49
Unassembled	FSU	4.35	4.13	3.92	3.70	3.48	FSUB	3.70	3.51
Assembled	FSA	5.00	4.75	4.50	4.25	4.00	FSAB	4.35	4.13

Woodenware

Frames



Standard wedged or grooved top bar frames available in 9 1/8" (deep), 6 1/4" (medium), and 5 3/8" (shallow) with grooved or split bottom bars. Assembled frames have glued and stapled corners. When assembled with waxed Pierco, black is used for the deep and white is used for medium and shallow frames. When assembled with real wax, pins or horizontal wires can be used (your choice). We are not responsible for wax breakage during shipping. We will ship frames assembled with wax at customer's request and risk.

		Commercial							
		CAT #			10-240	250-990	1000-2490	2500-4990	5000+
		Grooved Top bar/Grooved Bottom bar	Wedged Top bar/ Grooved Bottom bar	Wedged Top bar/ Split Bot-tom bar					
Unassembled	Deep	FDUGG	FDUWGH	FDUWSH	0.79	0.71	0.63	0.59	0.55
	Medium	FMUGG	FMUWGH	FMUWSH					
	Shallow	FSUGG	FSUWGH	FSUWSH					
Assembled Without foundation	Deep	FDAGG	FDAWGH	FDAWSH	1.38	1.24	1.10	1.04	.97
	Medium	FMAGG	FMAWGH	FMAWSH					
	Shallow	FSAGG	FSAWGH	FSAWSH					
Assembled with waxed Pierco	Deep	FDAPGG	N/A	N/A	2.52	2.31	2.14	2.06	1.98
	Medium	FMAPGG	N/A	N/A	2.42	2.21	2.04	1.96	1.88
	Shallow	FSAPGG	N/A	N/A	2.45	2.24	2.07	1.99	1.91
Assembled with wax and pins	Deep	N/A	FDAWPWGH	FDAWPWSH	2.68	2.36	2.19	2.11	2.02
	Medium	N/A	FMAWPWGH	FMAWPWSH	2.33	2.06	1.89	1.81	1.72
	Shallow	N/A	FSAWPWGH	FSAWPWSH	2.29	2.03	1.86	1.78	1.69
Assembled with wax and wires	Deep	N/A	FDAWWWGH	FDAWWWSH	3.89	3.46	3.16	3.02	2.87

		Budget							
		CAT #			10-240	250-990	1000-2490	2500-4990	5000+
		Grooved Top bar/Grooved Bottom bar	Wedged Top bar/ Grooved Bottom bar	Wedged Top bar/ Split Bot-tom bar					
Unassembled	Deep	FDUGGB	FDUWGHB	FDUWSHB	0.69	0.62	0.55	0.52	0.48
	Medium	FMUGGB	FMUWGHB	FMUWSHB					
	Shallow	FSUGGB	FSUWGHB	FSUWSHB					
Assembled With-out foundation	Deep	FDAGGBB	FDAWGHB	FDAWSHB	1.28	1.15	1.02	0.96	0.90
	Medium	FMAGGB	FMAWGHB	FMAWSHB					
	Shallow	FSAGGB	FSAWGHB	FSAWSHB					

Budget frames priced here consist of: Budget top bar, commercial or mill-run end bar, commercial bottom bar. All-budget (mill-run or commercial endbars if needed) frames at 17% less when available. Call for pricing for budget frames assembled with foundation.



Close-up of top bar. View from bottom.



Close-up of top bar. View from top.



Close-up of bottom bar. View from bottom.



Economy Nuc (Lid, Deep, & Bottom Board)

If you purchase 5-frame nuc lids, deeps, and bottom boards separately you will get a narrow version of the 10 frame equipment described above. However, the economy nuc gives you a much cheaper and less permanent option for situations such as making up nucs to sell in which the nuc will probably soon be discarded. These economy nucs consist of a nuc hive body (side handholds included), a simple board with 3/4" strips on top to make an entrance for bottom board, and a simple migratory style lid made of a board with dropped lips front and back. The division board feeder on page 10 works well with these.

New wider width: We found the 9 1/8" width to be dangerously narrow. For 2011 we will continue to provide the narrow width at your request.

	Select		Commercial						Budget			
	CAT #	<50	CAT #	<50	50-99	100-499	500-999	1000+	CAT #	<50	50-99	100-499
Unassembled	ENUS	15.39	ENU	13.38	12.71	12.04	11.37	10.70	ENUB	11.37	10.80	10.24
Assembled	ENAS	17.70	ENA	15.39	14.62	13.85	13.08	12.31	ENAB	13.38	12.71	12.04
Painted	ENPS	20.35	ENP	17.70	16.81	15.93	15.04	14.16	ENPB	15.69	14.90	14.12



Top Bar Hive

It's the "thing" in beekeeping right now, but it seems to be a good thing. We are offering these 46" long, 28 frame top bar hive with the unique and versatile features of screened bottom board, mite tray, two follower boards, three entrances, aluminum covered roof, and frames that are interchangeable with a standard Langstroth hive. For the environmental-minded, research-inclined, or experimental oriented beekeeper, these hives offer an excellent option. Optional Division Board Feeder available.



	CAT #	Price
Unassembled	TBHU	105.00
Assembled	TBHA	131.25
Painted	TBHP	141.75
Feeder	TBHF	14.95

Pollen Trap

Our new and improved pollen trap is designed for maximum trapping and versatility. Works best on bottom of hive.

Features:

- 1) Drawer can be inserted from either side, allowing for palletized usage.
- 2) Weather proof drawer; pollen will not get wet.
- 3) Escape cones and plywood covered area keeps debris out of pollen
- 4) Removable trapping strip to switch from trapping to no trapping.
- 5) Entrance that stays the same for trapping and no trapping.
- 6) Works with clip pallets; no need to transport bees.



	CAT #	<25	25-49	50+
Assembled	PTA	39.95	37.95	36.05
Painted	PTP	49.94	47.44	45.07

Single-Compartment Mini-Mating Nuc

A small frame mating single nuc. Designed similar to our economy nucs with an entrance designed to accommodate an entrance feeder or reducer. Order feeder separately. Choose between entrance feeder or division board type.



	CAT #	<25	25-49	50 +
Unassembled	MMNU	12.10	11.50	10.89
Assembled	MMNA	16.94	16.09	15.25
Painted	MMNP	20.33	19.31	18.30
Entrance Feeder	EF	2.79	2.65	2.52
Division Board Feeder	MMNF	5.15	4.89	4.65

Four-Compartment Mini-Mating Nuc



Follower Board

A four compartment mating nuc with small frames, this versatile unit is the same size as 10-frame boxes so that it can be stacked on top of another colony to pull comb, prevent wax moth, or facilitate other uses. Moveable dividers make it possible



Choose between entrance feeder or division board type.



New!

to convert two quarter-compartments into one half-compartment. Comes with a migratory lid and bottom board constructed to isolate the quarters from each other. Entrances to accommodate feeders and reducers for each quarter are on different sides.

Feeders must be ordered separately.

As an alternative to the entrance feeders, we offer a double-compartment division board feeder. Made like the full sized feeders. See page 10 for description. Additional frames are also available.

	CAT #	<50	50-99	100
Unassembled	4MMNU	55.00	52.25	49.50
Assembled	4MMNA	70.00	66.50	63.00
Painted	4MMNP	80.00	76.00	72.00
Entrance Feeder	EF	2.79	2.65	2.52
Division Board Feeder	4MMNF	9.95	9.45	8.98



Included:

- 1 Telescoping Lid
- 1 Inner Cover
- 1 Finger Joint Medium
- 10 Medium Frames Assembled with Pierco
- 1 Finger Joint Deep
- 10 Deep Frames Assembled with Pierco
- 1 Screened Bottom Board
- 1 Screened Bottom Board Tray
- 1 Entrance Reducer
- 1 Entrance Feeder

Hive Kit

	CAT #	Price
Assembled	HKA	102.88
Painted	HKP	112.09

Caught needing a hive to put your swarm or packaged bees in now? This kit is ready for the bees.

Woodenware

Starter Kit

Get all you need to start beekeeping in one package! Choose assembled or painted. For the hobbyist that would rather not assemble but wants to lend his help to beleaguered bees. Great gift idea.



33 Items Included:

- 1 Telescoping Lid
- 1 Inner Cover
- 1 Finger Joint Medium
- 10 Medium frames assembled with Pierco
- 1 Finger Joint Deep
- 10 Deep frames assembled with Pierco
- 1 Screened Bottom Board
- 1 Screened Bottom Board Tray
- 1 Entrance Reducer
- 1 Entrance Feeder
- 1 Hive tool
- 1 Smoker
- 1 pair of Goatskin Gloves: **You specify size.**
- 1 Protector Bee suit: **You specify size.**
- 1 book: *First Lessons in Beekeeping*

	CAT #	Price
Assembled	SKA	213.53
Painted	SKP	222.73

Packaged Bees

- 3 lb. Italian packages
- Pickup only at our facility
- Tentative dates for Spring 2011:
Apr. 9 and Apr. 14


	CAT #	Price
3 lb. packages	PB3	74.00

Nucs

- 4 or 5 frames of bees with queen
- Call for pickup arrangements (no shipping)
- Available while they last May through October 2011

	CAT #	Price
Use your nuc box	NUC	85.00
Use our nuc box	NUCB	95.00

Foundation



100% Beeswax Foundation



Using Dadant's wax-working program, we are able to provide an excellent quality crimped and hooked 100% beeswax foundation in the following sizes and quantities.

We will try shipping your foundation during winter with your woodenware order but only at your request and with the understanding that there could be some breakage. We will not assume responsibility for replacement. If you do not want the risk, we can wait till warmer weather to ship your foundation with the added shipping cost.

Size	CAT #	Sheets	12 1/2	25 lb.
Deep	WD	.95	88 shts. .88	175 shts. .81
Medium	WM	.60	138 shts. .56	275 shts. .51
Shallow	WS	.56	150 shts. .52	300 shts. .48
Cut Comb (shallow)	CCS	.39	225 shts. .36	450 shts. .33

Note: Sheet quantities are approximate.

We are a Pennsylvania dealer for Pierco inserts. The deep inserts are black and the medium and shallow are white, each with a wax coating. Black is preferred for deeps because it is easier to see eggs with a black background. White is preferred for honey supers because it allows you to evaluate honey color better.

We have heard much controversy about the virtues and vices of plastic. Getting the bees to pull plastic foundation is tough without wax. With a sufficient wax coating the bees have been known to pull it out even in a nectar dearth. The inserts we handle come waxed but more can be applied by dipping in wax or with a roller.



Medium inserts can be used for shallow frames but will need to be cut down. We can do this for \$.03 per sheet more. If you purchase these, we recommend using wedged top bars for the frames to accommodate the thick cutting edge.

Size	CAT #	10-100	200-500	600-1000	1000+
Deep	PD	.95	.92	.90	.88
Medium	PM	.85	.82	.80	.78
Shallow	PS	.88*	.85*	.83*	.81*

*Extra charge required because we need to use medium inserts and cut them down.

For more than 100 please order by the case of 100.

	Price
Clean light	2.50
Clean dark	1.93
Dirty wax or cappings	0.83

We will buy your wax!!!

Send us your stock of wax. We will evaluate it, weigh it, and send you a check. Call for details.

beeline@abcmailbox.net

Feed, Medication & Health

Essential Oil Pack

Essential oils, thymol, and more are mixed with sugar and vegetable shortening to provide a healthy addition to hive care. We kept them on all season and had a wonderfully hard time finding mites to count in the fall. It's also rumored that the essential oils are doing something good to the immune system and cell health. Our bees looked pretty good this fall and we think yours can too.



CAT #	Price
EOP	2.51

Protein Pack



With all the pressures of pesticides, disease, monoculture, and urban encroachment, it is becoming imperative to supplement our bee's diet. These two pound protein packs have all the ingredients necessary to build and maintain brood and hive health. No soy products, no pollen, no high fructose corn syrup—all potentially hazardous substances. Side by side tests with other protein supplements indicate superior results.



CAT #	Price
PP	3.78

Sugar Patties



Similar in formulation to the protein packs, these sugar patties have less protein and more sugar to aid in overwintering and early spring build up. An excellent survival tool!

CAT #	Price
SP	3.78

Mite Away II



Wipe out your mite population with Mite Away II. This formic acid treatment provides a safe and effective mite control for spring and fall. We recommend using our formic rims and spacers shown on page 15 to attain optimal effectiveness.

	CAT #	Price
Bucket of 10 pads	MAIL	37.00

Honey B Healthy



Another excellent tool in the arsenal against viruses and a stimulant for hive health. Made with essential oils including lemongrass and spearmint, this product has been a real boon for all who have used it, even saving some large beekeepers from disaster. We recommend mixing it with all syrup feedings and using it in a drench every time you visit the hive. Instructions for use will be included.

Size	CAT #	Price
Gallon	HBHG	98.99
Pint	HBHP	18.67



A liquid protein that does work. Boosts brood and improves colony vitality.

Amino B Booster

Size	CAT #	Price
Gallon	ABBG	98.99
Pint	ABBP	18.67

High Fructose 55 Syrup

Available after April 1st. for pickup at our facility in our containers or yours. Our containers require a deposit and must be returned.



	CAT #	Price
275 gal. tote	HFST	0.22/ lb.
55 gal. drum	HFSD	0.25/ lb.
5 gal. bucket	HFSB	0.30/ lb.
1 gal. jug	HFSJ	0.35/ lb.

Prices subject to change without notice.

Protective Clothing

Bee Suit

Our own pattern with all your favorite features—zippered hood with mesh screen, chest pockets, hip and side pockets, hive tool pocket, zippered pants pocket access, 12" leg zippers, elastic sleeves and legs. Virtually bee-proof. The real Protector.

Collapsible veil supports itself when on, but collapses for comfort when off.

Overlapping zippers with Velcro flap besides

Thumb holds with elastic wrists.



Each bee suit will have our embroidered logo on the left chest pocket



Size	CAT #	Price
4X Large	PBS4XL	65.00
2X Large	PBS2XL	65.00
X Large	PBSXL	65.00
Large	PBSL	65.00
Medium	PBSM	65.00
Small	PBSS	65.00
X Small	PBSXS	65.00

12" zipper and elastic at bottom of legs.

Protective Clothing

Bee Jacket

A shortened version of our bee suit, this jacket has the same sturdy fencing hood, deep pockets, plus elastic around the waist.



Size	CAT #	Price
4X Large	PBJ4XL	45.00
2X Large	PBJ2XL	45.00
X Large	PBJXL	45.00
Large	PBJL	45.00
Medium	PBJM	45.00
Small	PBJS	45.00
X Small	PBJXS	45.00

Bee Veil

A Fencing style tie veil that does not need a hat.



CAT #	Price
PBV	14.95

Goatskin Gloves

Supple even after wet, washable, ventilated, long-sleeved. These were the requirements. We found them in these excellent, cost-effective gloves. Available in five sizes.



Size	CAT #	Price
Extra Large	GGXL	14.95
Large	GGL	14.95
Medium	GGM	14.95
Small	GGS	14.95
Extra Small	GGXS	14.95

Long sleeves that reach above elbows will not slide off even with very strenuous work.



Hardware

Eyelets and Eyelet Punch



Use eyelets to reinforce holes in end bars when wiring frames.



	CAT #	Price
Eyelet Punch	HEP	5.54
Eyelets— 1000 per pack	HEYE-1000	5.89
Eyelets— 250 per pack	HEYE-250	1.50

Wire and Spur Embedder



Wiring foundation to frames is an excellent way to ensure straight comb, but you've got to have the tools. Wire is available in three lengths. Spur embedder is used to embed wire in foundation and works best when warm.

	CAT #	Price
Spur Embedder	HSE	11.05
Wire— 700'	HW-700'	5.01
Wire— 1400'	HW-1400'	7.54
Wire— 7000'	HW-7000'	29.16

Frame Spacer

8-frame pictured



Metal frame spacers are designed to space your frames easily and quickly. They fit in all 10 frame supers or hive bodies, and allow even bee space throughout the entire box.

	CAT #	Price
9-frame	FS-9	0.47
8-frame	FS-8	0.47

Support Pins



- **Metal Pin**
- **Plastic Pin with rounded head** and flat side for easy alignment with foundation
- **Plastic Pin with square head**

These plastic pins can be reused by boiling in water to remove wax and propolis.

	Amount per pack	CAT #	Price
Square Head Plastic Pins	250	HSPPS-250	14.44
Square Head Plastic Pins	1000	HSPPS-1000	57.65
Rounded Head Plastic Pins	250	HSPPR-250	14.44
Rounded Head Plastic Pins	1000	HSPPR-1000	57.65
Metal Support Pins	250	HSPM-250	16.54
Metal Support Pins	1000	HSPM-1000	66.04



CAT #	Price
HHS1	2.90

Hive Staples

These staples are used to staple the hive body to the bottom board. 1 lb./box.

Nails

	Items nails are used for	Nails Needed / item	# Items to be made /	lb. / Bag	Approx # Nails / Bag	CAT #	Price per Bag
1 1/4" Drywall	Nailing Lid Plywood to Skirt	22	16	1	356	HNDW1	1.72
	Nailing Migratory Lid Top Cleats	12	29				
	Nailing in Feeder Plywood	28	12				
	Nailing Economy Nuc Lid	8	44				
	Nailing Economy Nuc Bottom Board	11	32				
	Nailing Bottom Board Closure Strips	8	44				
6 penny	Nailing Lid Skirts	8 or 16*	33 or 16*	1	267	HN6d1	1.56
	Nailing Feeder Corners & Webs	16 or 24*	16 or 11*				
	Nailing Rabbeted Deeps	16 or 32*	16 or 8*				
	Nailing Rabbeted Mediums	16 or 28*	16 or 9*				
	Nailing Rabbeted Shallows	12 or 24*	22 or 11*				
	Nailing Migratory Lid Cleats	22	12				
	Nailing Economy Nuc Lid	6	44				
	Nailing Bottom Board Rails to Tongue and Groove Panels	16	16				
Nailing Screened Inner Covers	6	44					
8 penny	Nailing Lid Skirts	8*	20*	1	161	HN8d1	1.39
	Nailing Feeder Corners	8*	20*				
	Nailing Rabbeted Deeps	16*	10*				
	Nailing Rabbeted Mediums	12*	13*				
	Nailing Rabbeted Shallows	12*	13*				
	Nailing Fingerjoint Deeps	40	4				
	Nailing Fingerjoint Mediums	28	5				
	Nailing Fingerjoint Shallows	24	6				
5/8"x19 gauge	Tacking Top Bar Wedge	4	525	1/2	2100	HN5/81/2	1.88
	Holding Wire for Wiring Frames	2	1050				
3/4"x18 gauge	Nailing Inner Covers	8	310	1	2487	HN3/41	3.78
	Nailing Frame Spacers in Place	8/box	310				
1 1/4"x17 gauge	Nailing Frames	10	115	1	1150	HN11/41	3.11
	Nailing Screened Inner Cover Strips	10	115				
Aluminum trim	Nailing Aluminum on Lids	16	12	1/4	202	HNAT1/4	2.54

*The number of 6d and 8d nails you will use for rabbeted boxes will depend on whether you want to use 8d nails through the sides for extra strength. You may decide to use all 6d to keep it simple.

Tools

Frame Assembly Jig

Make your frame assembly easier with our new assembly jig. Securely clamp the bars for 10 frame, glue, and add top bars and bottom bars and nail or staple. Medium jig shown; deep and shallow also available.



Step 1
Insert End bars
and clamp.



Step 2
Insert Top Bars
and staple.



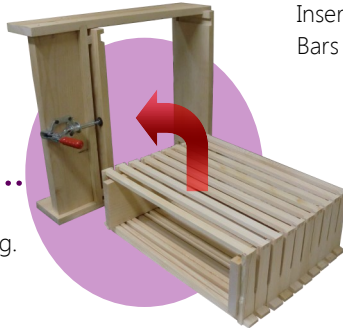
Step 3
Flip upside down.



Step 4
Insert Bottom
Bars and staple.



Step 5
Remove jig.



CAT #	Price
FAJD	26.95
FAJM	24.95
FAJS	23.95

Smoker

Stainless steel; 10-inch.

CAT #	Price
SMK	29.99



Hive Tool

This ten-inch hive tool is very strong with a large hooked end for prying.



CAT #	Price
HT	4.05

Beekeeping Books

Books on Current Bee Crisis



A Spring Without Bees

Michael Shacker

292 Pages

	CAT #	Price
Soft cover	BSWB-S	13.56
Hard cover	BSWB-H	19.96



Fruitless Fall

Rowan Jacobsen


217 Pages

	CAT #	Price
Hard cover	BBFF	19.96

Readable, informative, enlightening, and compelling follow-ups to Rachel Carson's *Silent Spring*. If you thought DDT was bad and that *Silent Spring* would bring lasting results, think again.

The environmental threat is back and so are books of concern and warning. Read them for yourself or pass them out to the curious and the skeptical. With beekeeping history and stories, they make excellent all-around informative books on this endangered bug and occupation.

First Lessons in Beekeeping



Keith S. Delaplane

166 Pages

First Lessons in beekeeping provides the new beekeeper with informative text and liberal color photos that demonstrate the techniques described. This edition features a touch of beekeeping history along with the modern practices needed for success with honey bees. Although designed to guide the beginner in the first steps to becoming a beekeeper, this book is one that all beekeepers can enjoy benefit.

	CAT #	Price
Soft cover	B-FLB	8.95



Assembly Instructions

With pictures and instructions, this free Assembly Instructions booklet should help you put your woodenware together. Mention it when placing your order.

CAT #	Price
AIB	FREE

beeline@abcmailbox.net

Dealers and Dealerships

How does a Dealership Work?

Do we have dealerships? Absolutely. The map opposite shows where our dealers are keyed to the information above. If you would like to pick up from a dealer close to you, please contact them to inquire whether they have what you want and when it would suit to pick up. Our dealers will not necessarily have everything we carry. They are there to cut down shipping costs for you, so at least check. If they cannot provide the item(s) you are interested in, you may order directly from us.

Can you be a dealer? Absolutely. Perhaps you can fill in an area that has no dealers yet. Or maybe you can go together with your association, club, or bee school and share out the benefits of collective buying. Call us for more information.

Who are they?



1 Golden Harvest Apiaries
Robert Hollis
7141 General Squier Rd.
Almont, MI 48003
810.338.1523 (cell)
goldenharvest@charter.net

2 Peck's Bee Supplies
Tom Peck
5700 Ridge View Drive
Harrisburg, PA 17112
717.545.6982
TPeckbees@aol.com

3 Nelson Brenneman
4521 Zeiglers Church Rd.
Spring Grove, PA 17362
717.225.3076
pantherhillfarms@hotmail.com

4 HTK Beekeeping Supply
Chris Krantz
118 E 5th St.
Frederick, MD 21701
301.693.8344
www.htkbeesupply.com

5 Eversweet Apiaries
Herb Everhart
85 Everhart Dr.
Kearneysville, WV 25430
304.876.3832
herbert25430@frontiernet.net

6 Virginia Bee Supply
Jerry Headly
6572 Weaver Ln.
Bealeton, VA 22712
540.905.5563
VAbeesupply@aol.com

7 The Honey & Bee Connection
Jim Coss
80 Emory Branch Rd.
Morehead, KY 40351
606.207.7785
jcoss@thehoneyandbeeconnection.com

8 Southern Beekeeping Supply
Tim Maynard
4482 Big Island Hwy.
Bedford, VA 24523
540.586.6370

9 Andy Westrich
68 Sherry Dell
Hampton, VA 23666
757.825.8843
757.513.2467 (cell)
jandy618@juno.com

10 Smokey Ridge Apiaries
Coley O'Dell
368 O'Dell Rd.
Maryville, TN 37801
865.984.5393
Smokeyridgeapiaries@yahoo.com

Dealers and Dealerships

11

Bucko Gloves

206 S. Bryant Pl.
Oklahoma City, OK 73115
405-677-1148
800.966.1408
buckoglovesinc@gmail.com

12

Bee Flower and Sun Honey

Larry Saums
378 Rick Rd.
Milford, NJ 08848
908.303.6810
beeflowerandsunhoney@yahoo.com

13

Beech Mountain Beekeeping Supply & Honey

Sam Storey
2889 Beech Mtn. Rd.
Elk Park, NC 28622
1-877-733-4525
beechmountainbks@att.net

14

Bee time Supplies

Andy Hostetler
8975 CR 245
Holmesville, OH 44633
330.695.2164

15

George Page

830 Tiney Grove Rd.
Kernersville, NC 27284
336.317.4681

16

Bee Cause LLC.

Tom Hale
538 Hope Rd.
Stafford, VA 22556-5218
540.659.2245
thom.hale@gmail.com

17

Harold Plasterer

7218 Courthouse Rd.
Louisa, VA 23093
540.967.5687
540.729.6932 (Alt.)

18

Mark Bedillion

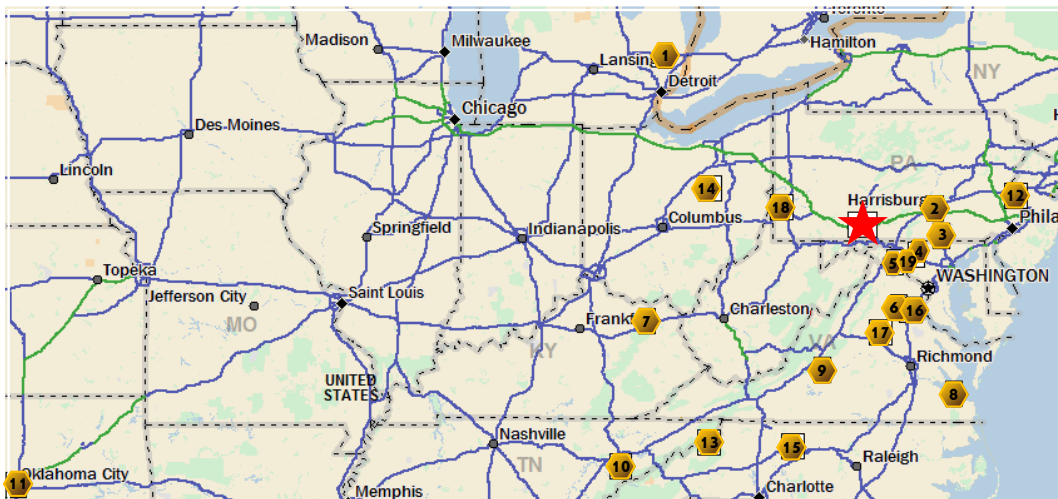
1179 Burgettstown Rd.
Hickory, PA 15340
724.747.4645
route18farm@hotmail.com

19

Honey Bee Habitat

Steve Collings
17 East A St.
Brunswick, MD 21716
240.409.6041
steve@honeybeehabitat.com
www.honeybeehabitat.com

Where are they?



beeline@abcmailbox.net

31

Division Board Feeders



page 10

Pollen Trap



page 18

Sugar Patty



page 22

Amino B Booster



page 23

PRSR STD
U.S. POSTAGE
PAID
MAILED FROM
ZIP CODE 15522
PERMIT NO. 127

5765 Main Road
Bedford, PA 15522-4856
RETURN SERVICE REQUESTED



BEE LINE
BEEHIVES & WOODENWARE



2011 Catalog

Check out our...

New Products!!!